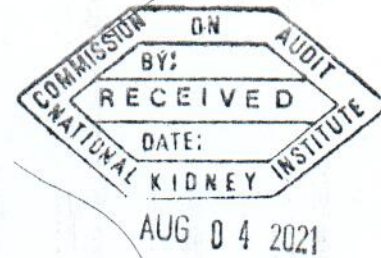




# NATIONAL KIDNEY AND TRANSPLANT INSTITUTE

August 4, 2021

**MS. EVELYN A. SAGUN**  
Corporate Auditor  
This Institute




Dear Ms. Sagun:

Submitting herewith the following Financial Reports as of June 30, 2021 :

- Trial Balance
- Statement of Financial Performance
- Statement of Financial Position

Thank you.

Very truly yours,

  
**VICTORIA V. ELIAS**  
Chief, Accounting Division

NATIONAL KIDNEY AND TRANSPLANT INSTITUTE  
STATEMENT OF FINANCIAL PERFORMANCE  
FOR THE PERIOD ENDED JUNE 30, 2021

**REVENUE**

Hospital Fees	1,597,605,192.54
Hospital Discounts, Allowances and Free Services	(469,304,012.87)
	1,128,301,179.67
Shares, grants and donations	109,858,175.66
Other Non-operating Income	106,051,679.83
	1,344,211,035.16

**CURRENT OPERATING EXPENSES**

Personnel Services	412,457,990.22
Maintenance and other operating expenses	812,289,536.11
Financial Expenses	1,566,284.94
Non-cash expenses	120,822,085.42
	1,347,135,896.69

**TOTAL CURRENT OPERATING EXPENSES**

1,347,135,896.69

**SURPLUS FROM CURRENT OPERATIONS**

(2,924,861.53)


Subsidy from National Government

640,222,000.00


**NET SURPLUS FOR THE PERIOD**

637,297,138.47

Prepared by:

  
EVELYN C. BATACAN  
Accounting Supervisor

Certified Correct by:

  
VICTORIA V. ELIAS  
Chief, Accounting Division

Approved by:

  
ROSE MARIE O. ROSETE-LIQUETE, M.D.  
Executive Director

NATIONAL KIDNEY AND TRANSPLANT INSTITUTE  
STATEMENT OF FINANCIAL POSITION  
AS OF JUNE 30, 2021

**ASSETS**

**Current Assets**

Cash and Cash Equivalents	4,457,614,896.32
Receivable - net	978,132,232.67
Investments in Time Deposits	165,307,026.77
Inventories	294,644,833.78
Other current assets - net	<u>39,355,411.76</u>

**Total current assets**

5,935,054,401.30

**Non-current assets**

Property, plant and equipment - net	4,751,361,348.80
Other non-current assets	<u>54,016,361.82</u>

**Total non-current assets**

4,805,377,710.62

**TOTAL ASSETS**

10,740,432,111.92

**LIABILITIES**

**Current Liabilities**

Financial Liabilities	946,749,553.85
Inter-Agency Payables	21,325,799.91
Trust Liabilities	1,442,866,252.67
Other Payables	431,360,898.00
Other Deferred Credits	4,751,553.41
Provisions	159,237,835.10

**Total current liabilities** 3,006,291,892.94

**TOTAL LIABILITIES** 3,006,291,892.94

**NET ASSETS (TOTAL ASSETS LESS TOTAL LIABILITIES)**


**NET ASSETS/EQUITY**

Accumulated Surplus	7,000,569,926.55
Subsidy Income from National Government	640,222,000.00
Current Surplus (Loss) Per Statement of Operations	(2,924,861.53)
Prior Years Adjustments	96,273,153.96

**TOTAL NET ASSETS/EQUITY** 7,734,140,218.98

**TOTAL LIABILITIES AND EQUITY** 10,740,432,111.92

Prepared by:

  
EVELYN C. BATACAN  
Accounting Supervisor

Certified Correct by:

  
VICTORIA V. ELIAS  
Chief, Accounting Division

Approved by:

  
ROSE MARIE O. ROSETE-LIQUETE, M.D.  
Executive Director